


GRAPHTEC

CUTTING PRO

FC9000^{75/100/140/160} Series

World's best cutting quality

High-end flagship model with advanced operation and efficiency-boosting features



Highest Level Performance

Best performances in its class of grit-rolling cutting plotters.

High Productivity

Equipped with advanced functions for high productivity, such as enhancing ease-of-use and shortening cutting time.

Useful Software

Easily create and cut high quality designs with included software.

www.graphteccorp.com

Highest Level Performance

Best in class ability


1485mm/s maximum cutting speed, 39.2m/s² maximum acceleration, 5.88N (600gf) maximum cutting force. The FC9000 Series offers best in class productivity and abilities with a wider range of medias from thick to thin.



Second pen holder kit (option)

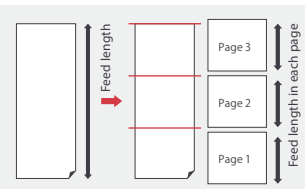
Wide area for full use of paper

Maximum cutting width depends on each machines; 762mm(30 inch), 1067mm(42 inch), 1372mm(54 inch), 1626(64 inch).



Auto panelling

To prevent skew of long-length cutting, this function makes possible to automatically split long-length jobs into smaller pages that are cut sequentially. It shortens feed length and enables stable cutting. It is useful for cutting with higher accuracy or beyond guaranteed long length.



User-friendly control panel

3.7inch LCD display and easy-to-use control panel supports 10 languages.



Reliable long-length tracking (Automatic Take-up Roller)

It supports long-length, 15m (50ft) (*1) and makes possible to cut large signs/pops with stable paper carriage and high accurate cutting quality. In addition, if Automatic Take-up Roller as option (*2) is equipped to plotter, it becomes possible to automatically wind media and improve your work efficiency.



(*1) Operated with Graphtec specified media and conditions.

(*2) Corresponding Models: FC9000-140/160

•Guaranteed accuracy length:20m (Under 1.2m per job)

•Maximum diameter of winding roll: φ180mm

* Winding conditions: -End face of roll media and end face of paper tube should be aligned.


-Width of roll media should be the same as width of paper tube at winding side.

* It cannot be winded if media is folded or overlapped inside the basket.

Data output via USB flash memory without PC

When cutting data designed with Cutting Master 5 or Graphtec Studio 2 are saved to USB flash memory, they can be output directly to the cutting plotter by plugging in. This simplified work-flow enables users to operate without a computer.

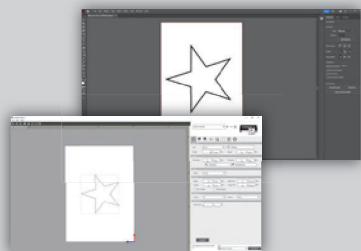
* The USB flash memory format only supports FAT32. Please note that NTFS and exFAT are not supported.



Improved Standard Software

Adobe Illustrator / CorelDRAW plug-in software

Cutting Master 5



Cutting Master 5 is Graphtec plug-in software for Adobe Illustrator and CorelDRAW.

This software has variety of useful functions in cutting operation, including the function to set the cutting condition to be applied to cutting plotters. It allows users to make the best use of Graphtec's cutting plotters, working with major graphic design softwares users are familiar with.

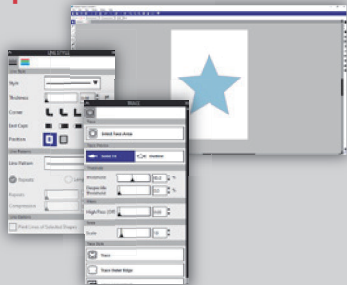
| | |
|-------------------|---|
| Supported OS (*3) | Windows 11 (Home / Pro / Enterprise / Education), Windows 10 / Windows 10 x64 Edition (Home / Pro / Enterprise / Education) |
| | macOS 10.13 (High Sierra) ~ 14 (Sonoma) *Supported for 64 bit PC only |
| Software (*3) | Adobe Illustrator CC2015, CC2017 - 2019, 2020 - 2024 *Supported for Windows CC2015 only |
| | CorelDRAW (Windows Ver. Only) X7 - 8, 2017-2024 *Please update X7 to versions newer than X7.6 |

<Main Features>

- Synchronize cutting condition between software and plotter
- Put registration marks ● Tiling ● Matrix copy
- Insert weeding line ● Set cutting condition by layers and colors
- Offline output by USB flash memory ● Manage data by barcode
- Copy cutting of cutting data with registration marks ● Support trim mark of Adobe Illustrator

Graphic design software

Graphtec Studio 2



This software is for creating, editing and outputting cutting data.

Anyone can use this software easily as it is equipped with design creating tools that can be used intuitively.

| | |
|------------------------------|--|
| Supported OS (*3) | Windows 11 (Home / Pro / Enterprise / Education), Windows 10/ Windows 10 x64 Edition (Home / Pro / Enterprise / Education) |
| | macOS 10.13 (High Sierra) ~ 14 (Sonoma) *Supported for 64 bit PC only. |
| Supported Import Format (*4) | File Format Adobe Illustrator, Corel DRAW, Portable Document Format, Auto CAD Interchange Format |
| | Extension AI, CDR, PDF, DXF |

<Main Features>

- Synchronize cutting condition between software and plotter
- Put registration marks ● Tiling ● Matrix copy
- Insert weeding line ● Set cutting condition by layers and colors
- Offline output by USB flash memory ● Manage data by barcode
- Copy cutting of cutting data with registration marks ● Merge objects ● Tracing

(*3) For more information about compatibility of the latest OS application software, please check the Graphtec website or contact your local representative of Graphtec.

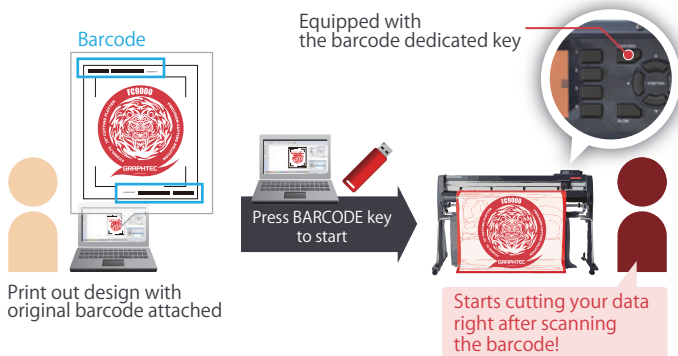
(*4) Images can be traced.

Improved ARMS for high precision cutting (ARMS 8.0)

The **A**dvanced **R**egistration **M**ark **S**ensing system delivers precise Print & Cut results by using sensors to detect registration marks and perform axis alignment. Countless efficiency boosting features improve productivity for print & cut applications such as stickers and decals.

Data Link Function (Barcode Data Management/Continuous Cutting)

By reading Graphtec original barcode, FC9000 automatically detects its linked data from PC or USB flash memory. This function is available regardless of which printer or RIP software is used.



Continuous Cut (Data Link function)



Barcode data management allows cutting different data sequentially by detecting the "Start Mark" of the new type of barcode. Sequential P&C process with roll-media is now available.



Supports colored marks / specialty media

A wide variety of media types including holographic paper and reflective sheets are now compatible due to improvements of the ARMS sensor algorithm.

Ex.

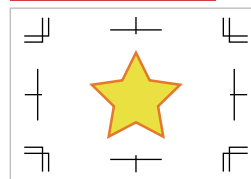


* Sensor may not be able to read certain combinations of specialty media and colored marks.

Supports Adobe Illustrator "Crop Marks"


Using the plug-in software Cutting Master 5, Adobe Illustrator crop marks will be available.

Japanese type crop mark



It is mainly used in several Asian countries.

Roman type crop mark



It is commonly used in many countries.

Segment Area Compensation (XY)

This function has been implemented in addition to the current X-axis Direction Segment Area Compensation. Middle mark is now available not only for X but also Y-axis alignment.

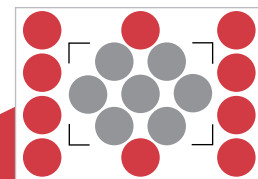


The middle marks on both X & Y-axis direction are settable.

※The middle mark of Y direction is only available when distance between registration marks are over 600mm.

Expanded Cutting Area

It expands the cutting area to include objects outside of the area enclosed by registration marks. Production efficiency is enhanced by reducing media waste.



| Specifications | | | | |
|--|--|-------------------------------|--|--|
| Item | FC9000-75 | FC9000-100 | FC9000-140 | FC9000-160 |
| Configuration | Grit rolling type | | | |
| Drive method | Digital servo drive | | | |
| Max. cutting area (W x L) (*1) | 762mm x 50m | 1067mm x 50m | 1372mm x 50m | 1626mm x 50m |
| Cutting area of guaranteed accuracy (*1) | 742mm x 15m | 1047mm x 10m / 762mm x 15m | 1352mm x 10m / 762mm x 15m | 1607mm x 10m / 762mm x 15m |
| Mountable media width | Min. (*2) 50mm | | | |
| | Max. | 920mm (36.2 inch) | 1224mm (48.1 inch) | 1529mm (60.1 inch) |
| Mountable roll media diameter | 76 to 200mm (160mm when the optional paper flange (OPH-A21) is installed) | | | |
| Mountable roll media mass | 12kg | 16kg | 20kg | 24kg |
| Compatible take-up roll width | - | | 200 to 1372mm | 200 to 1626mm |
| Compatible take-up roll mass | - | | 20kg | |
| Maximum cross cut width | 762mm | 1067mm | 1372mm | 1626mm |
| Max. cutting speed | 1485 mm/s at 45° direction | | | |
| Axial acceleration | Max. 39.2m/s ² at 45° direction | | | |
| Cutting force | Max. 5.88N (600gf) | | | |
| Minimum character size | Approx. 5 mm alphanumeric (varies depending on character font and media) | | | |
| Mechanical resolution | 0.005mm | | | |
| Programmable resolution | GP-GL : 0.1/0.05/0.025/0.01mm HP-GL™ (*3) : 0.025mm | | | |
| Repeatability (*1) | Max. 0.1 mm in plot up to 2 m (Excluding media expansion and contraction) | | | |
| Number of push rollers | 2 rollers | 3 rollers | 4 rollers (Max. 5 (option)) | |
| Mountable number of tools | 1 tool (mountable 2 tools (option)) | | | |
| Blade types | Supersteel | | | |
| Pen types | Oil-based ballpoint pen, Water-based fiber-tip pen | | | |
| Media types | Thickness 0.25mm or less Marking film (PVC film / fluorescence / reflective), Polyester film (on condition), High Intensity reflective film (Diamond grade, Engineer grade) (*4) | | | |
| Display | Graphic type LCD with back-light (240dots x 128dots), supports 10 languages | | | |
| Interface | USB 2.0(Full Speed), Ethernet 10BASE-T/100BASE-TX | | | |
| Buffer memory | 2MB | | | |
| Command sets | GP-GL / HP-GL™ (Set by command or auto-detect) (*3) | | | |
| Compatible OS (*5) | Windows 11/10/8.1 macOS 10.13 (High Sierra) to 13 (Ventura) | | | |
| Supported software (*6) | Cutting Master 5, Graphtec Studio 2, Windows Driver | | | |
| Power source | 100 V to 240 V AC, 50 / 60 Hz | | | |
| Power consumption | Max. 120W | | | |
| Operating environment | 10 to 35 °C, 35 to 75 % R.H. (non-condensing) | | | |
| Guaranteed accuracy environment | 16 to 32 °C, 35 to 70 % R.H. (non-condensing) | | | |
| External dimensions (W x D x H) (*8) | Approx. 1360 x 1151 x 1232 mm | Approx. 1665 x 1151 x 1232 mm | Approx. 1970 x 1151 x 1232 mm | Approx. 2224 x 1151 x 1232 mm |
| Weight (approx.) (*8) | 49 kg | 56 kg | 64.0 kg (80.9kg with installed automatic take-up roller) | 70.0 kg (88.5kg with installed automatic take-up roller) |
| Safety | PSE, UL/cUL, CE mark | | | |
| EMC | VCCI Class A, FCC Class A, CE mark | | | |

| Option | | |
|----------------------------|----------|---|
| Item | Part No. | Description |
| Automatic Take-up Roller | OPH-A43 | For FC9000-140 |
| | OPH-A44 | For FC9000-160 |
| Additional push roller kit | OPH-A47 | For FC9000-140 or FC9000-160 |
| 2nd pen holder | ECK0013 | For dual tool configuration (dealer option) |
| Flange | OPH-A21 | Flange for media holding |

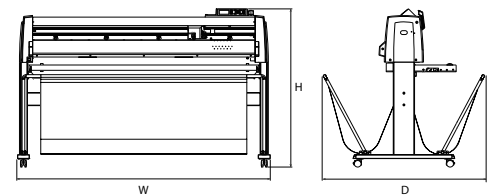
| Supplies | | | |
|---------------------------|--|--|---------------|
| Item | Part No. | Description | Package |
| Cutting blade holder | PHP33-CB09N-HS | For CB09U series blade | 1 set/pack |
| | PHP33-CB15N-HS | For CB15U series blade | 1 set/pack |
| | PHP35-CB09-HS | For CB09U series blade | 1 set/pack |
| | PHP35-CB15-HS | For CB15U series blade | 1 set/pack |
| Cutting blade | CB09-P | 0.9mm dia. 45° angle, Supersteel | 5 blades/pack |
| | CB09UB-5 | 0.9mm dia. 45° angle, Supersteel | 5 blades/pack |
| | CB09UB-K60-5 | 0.9mm dia. 60° angle, for Car-film | 5 blades/pack |
| | CB15U-5 | 1.5mm dia. 45° angle, for paper/cardboard | 5 blades/pack |
| | CB15U-K30-5 | 1.5mm dia. 30° angle, for paper/cardboard | 5 blades/pack |
| | CB15UA-5 | 1.5mm dia. 45° angle, for high intensity reflective film | 5 blades/pack |
| CB15UA-K30-5 | 1.5mm dia. 30° angle, for high intensity reflective film | 5 blades/pack | |
| Cross-cutter blade | PM-CC-002 | Supersteel type | 1 blade/pack |
| Loupe | PM-CT-001 | Checking blade length, for PHP33 and PHP35 series | 1 set/pack |
| Fiber-tip pen holder | PHP31-FIBER | Pen holder for KF700 series pen | 1 set/pack |
| Water-based fiber-tip pen | KF700-BK | Pen (black) | 10 pens/pack |
| | KF700-RD | Pen (red) | 10 pens/pack |
| Ballpoint pen holder | PHP34-BALL | Pen holder for KB700 pen | 1 set/pack |
| Oil-based ballpoint pen | KB700-BK | Pen (black) | 10 pens/pack |
| Pouncing tool | PPA33-TP12 | Steel pin 1.2 mm dia. | 1 set/pack |
| Cutting mat | PM-CR-005 | For FC9000-75 replacing cutting mat | 2 sets/pack |
| | PM-CR-006 | For FC9000-100 replacing cutting mat | 2 sets/pack |
| | PM-CR-007 | For FC9000-140 replacing cutting mat | 2 sets/pack |
| | PM-CR-008 | For FC9000-160 replacing cutting mat | 2 sets/pack |

| Standard accessories | | | *Please read Cutter Blade Manual before use. |
|---------------------------|-----|---|--|
| Item | Qty | Description | |
| Power cord | 1 | The type of cord is different by destination. | |
| USB Cable | 1 | 2.9m long | |
| Cutting blade holder | 1 | PHP33-CB09N-HS | |
| Cutting Blade | 1 | CB09UB-1P | |
| Loupe | 1 | PM-CT-001 | |
| Fiber-tip pen holder | 1 | PHP31-FIBER | |
| Water-based Fiber-tip pen | 1 | KF700-BK (black) | |
| Stand | 1 | | |
| Media Stocker | 1 | | |
| Basket | 1 | | |
| Flange set | 1 | OPH-A21 (Only in limited sales area.) | |
| Printed document | 1 | Setup Manual, Cutter Blade Manual and Safety Manual | |

- *1 Operated with Graphtec specified cutting condition and media. For long-length cutting, the basket is used.
- *2 There are conditions for operability when setting media.
- *3 HP-GL™ is a registered trademark of Hewlett-Packard Company.
- *4 CB15UA/CB15UA-K30 blades and reinforced backing sheets are recommended for certain grades of high-intensity reflective film.
- *5 Graphtec does not support software/driver used with operating systems that have become obsolete and are no longer supported by the OS developer.
- *6 The software can be used by downloading from Graphtec website.
- *7 It requires an Internet connection in order for activation or registration when starting the software for the first time.
- *8 Includes stand and basket.

External dimensions

For the dimension of each model, please refer to the "Specifications" section.



- Brand names and product names listed in this brochure are the trademarks or registered trademarks of their respective owners.
- Items mentioned are subject to change without notice. For more information about product, please check the web site or contact your local representative.

⚠ For using equipment in correctly and safely : Please read the user's manual before use and operate accordingly.
: To avoid an occurrence of malfunction or an electric shock by leakage, please ensure ground connection and use it in specified power source.

GRAPHTEC
Graphtec Corporation

503-10 Shinano-cho, Totsuka-ku, Yokohama 244-8503, Japan
Tel : +81-45-825-6250 Fax : +81-45-825-6396

Website <http://www.graphteccorp.com>



FC9000_JE111002_6D